





# HALVETIC®

**BGT**

Better Glyphosate  
Technology

 <p><b>MAIZE</b> 2,5 l/ha</p>	 <p><b>STUBBLE</b> 4,0 l/ha</p>	 <p><b>APPLE AND PEAR ORCHARDS</b> 5,0 l/ha</p>	 <p><b>INDUSTRIAL AREAS, RAILWAYS</b> 6,0 l/ha</p>
--	--	--	---

HOLD  
GRAM

A soluble concentrate formulation containing 180 g/l (14,83 % w/w) of the isopropylamine salt of glyphosate (present as 242,9 g/l isopropylamine salt).

HALVETIC® is a foliar applied herbicide for the control of annual and perennial grass and broad-leaved weeds before emergence in maize and for use in stubbles, orchards, industrial and non-crop areas.

**SAFETY INFORMATION**

**Harmful to aquatic life with long lasting effects**

Wear protective gloves eye protection/face protection.  
Dispose of contents/container to a licensed hazardous waste disposal contractor or collection site except for triple rinsed empty containers which can be disposed of as non-hazardous waste.

**To avoid risks to human health and the environment, comply with the instructions for use.**

PCS no. 06879

**PROTECT FROM FROST. EMERGENCY 24-HOUR CONTACT: 01 8092166**

**Approval Holder:**

QEMETICA Agricultural Solutions Poland S.A.  
ul. Chemików 1, 37-310 Nowa Sarzyna, Poland  
Tel: (+48 17) 240 71 11, e-mail: agro.pl@qemetica.com  
www.halvetic.com

**10L**

**QEMETICA®**

www.halvetic.com



**IMPORTANT INFORMATION**

**PROFESSIONAL USE ONLY. FOR USE ONLY AS AN AGRICULTURAL/HORTICULTURAL/INDUSTRIAL HERBICIDE.**

Crop	Max. Individual Dose (l/ha)	Max. Number of Applications	Latest Timing
Maize	2.5	1	Pre-emergence of the crop
Stubbles of all edible and non-edible crops	4.0	1	3 days before drilling or planting of the following crop
Apple and pear orchards	5.0	1	7 days before harvest
Non-arable uses, Industrial areas, Railways	6.0	1	End of September

**READ THE LABEL BEFORE USE. USING THIS PRODUCT IN A MANNER THAT IS INCONSISTENT WITH THE LABEL MAY BE AN OFFENCE. FOLLOW THE CODE OF PRACTICE FOR USING PLANT PROTECTION PRODUCTS.**

Only for use with tractor mounted/trailed horizontal boom sprayers. Handheld sprayer/knapsack application not permitted.

**WARNINGS**

TAKE EXTREME CARE TO AVOID SPRAY DRIFT.  
DO NOT MIX, STORE OR APPLY CREDIT IN GALVANISED OR UNLINED STEEL CONTAINERS OR SPRAY TANKS.  
DO NOT leave spray mixtures in tank for long periods and make sure tanks are WELL VENTED.



- Effective** - demonstrates high non-selective weed control efficacy
- Easy to use** - applied without spray additives
- Reliable** - also works in adverse weather conditions

**QEMETICA®**

**HALVETIC®**

# HALVETIC®

## SAFETY PRECAUTIONS

### OPERATOR PROTECTION

Engineering control of operator exposure must be used where reasonably practicable in addition to the following personal protective equipment.

WEAR SUITABLE PROTECTIVE GLOVES when handling the concentrate or contaminated surfaces.

WASH ALL PROTECTIVE CLOTHING thoroughly after use, especially the insides of gloves.

WHEN USING DO NOT EAT, DRINK OR SMOKE.

WASH HANDS AND EXPOSED SKIN before meals and after work.

### ENVIRONMENTAL PROTECTION

Do not contaminate water with the product or its container. Do not clean application equipment near surface water/Avoid contamination via drains from farmyards and roads.

### STORAGE AND DISPOSAL

KEEP AWAY FROM FOOD, DRINK AND ANIMAL FEEDING STUFFS.

KEEP OUT OF REACH OF CHILDREN.

KEEP IN ORIGINAL CONTAINER, tightly closed in a safe place.

WASH OUT CONTAINER THOROUGHLY, empty washings into spray tank, and dispose of safely.

DO NOT RE-USE CONTAINER for any purpose.

### DIRECTIONS FOR USE

IMPORTANT: This information is approved as part of the Product Label. All instructions within this section must be read carefully in order to obtain safe and successful use of this product.

### GENERAL INFORMATION

HALVETIC® is a water-soluble, non-selective, non-residual herbicide for the control of annual and perennial grasses and most broad-leaved weeds when used as directed. The product is absorbed by the foliage and translocated throughout the plant to underground roots, rhizomes and stolons. Leaf symptoms, being a reddening then yellowing of the foliage, are first seen on grass weeds (7-10 days) but take longer to appear on broad leaved weeds (2-4 weeks). It is particularly important that the weeds have sufficient leaf growth and are actively growing when treated.

It is particularly important that the weeds have sufficient leaf growth and are actively growing when treated.

Perennial grass weeds must have produced fresh leaves, which are green and vigorous. Common couch/scutch is most susceptible to HALVETIC® when it is tillering and when new rhizomes have begun to grow. This is usually when the plants have about 3-4 leaves, each with approximately 10-25cm of new growth.

The majority of perennial broad-leaved weeds are most susceptible if treated when they are actively growing and are at or near flowering stage. Annual weeds should be actively growing with grasses having at least 5cm of leaf and broad-leaved weeds at least two expanded true leaves when sprayed. It is important that all weeds are at the correct growth stage when treated, otherwise some re-growth may occur and this will require re-treatment.

Weeds become less susceptible to HALVETIC® when their growth is restricted by natural senescence or by drought, frost, high temperature, a covering of dust or flooding. Reduced control will result if such conditions occur at, or immediately after, spraying.

Applications of lime, fertilizer, farmyard manure, pesticides or similar materials should be delayed until 5 days after application of HALVETIC®.

Crops should not be re-entered until spray residues are dry.

### WEATHER CONDITIONS

A period of at least 1 hour and preferably 6 hours free of rain must follow spraying. Do not spray onto weeds suffering from drought stress as reduced control may occur. Do not spray in windy conditions as drift onto other crops or vegetation can cause severe injury or destruction. Do not spray during frosty weather that prevents active growth and can induce weed senescence.



Expiry date 2 years

Net Content:

**10L**

Batch: On the packaging

Production date: On the packaging

QEMETICA®



<b>PRE-EMERGENCE OF DRILLED CROPS - MAIZE</b>	
Weeds controlled and application rate	<p><b>Susceptible</b>  <b>1.5 L/ha</b>  <b>Fat-hen, Red dead nettle, Barnyard grass</b></p> <p><b>2.5 L/ha</b>  <b>Field pansy</b></p> <p>Apply in 100-300 l/ha water.                      Recommended water volume: 100-150 l/ha.</p>
Number of applications	1
Time and method	<p>Spray after planting but before crop emergence.                      Seeds must be firmly covered with a minimum of 20 mm of settled soil.                      DO NOT ALLOW SPRAY TO CONTACT THE LEAVES OF CROP.                      Ensure that spraying precedes crop emergence.                      Do not use on very light and sandy soils.</p>
<b>STUBBLE - ANNUAL AND PERENNIAL WEEDS, VOLUNTEERS (All edible and non-edible crops)</b>	
Weeds controlled and application rate	<p><b>Susceptible</b>  <b>2.5 L/ha</b>  <b>Fat-hen, Barnyard grass, Groundsel, Scentless mayweed</b></p> <p><b>4.0 L/ha</b>  <b>Red dead nettle, Scented mayweed</b></p> <p>Apply in 100-300 l/ha water.                      Recommended water volume: 100-150 l/ha.</p>
Number of applications	1
Time and method	<p>Spray when weeds are actively growing.</p> <p><b>After harvest:</b>                      Autumn/Winter applications                      • Do not cultivate.                      • Remove straw.                      • Allow weeds to regrow.                      • Spray during mild conditions.</p> <p>Spring applications                      • Cultivate as required.                      • Leave a minimum of 21 days for regrowth and weed growth before spraying.</p> <p><b>After spraying:</b>                      • Wait at least 5 days before cultivating.</p>
<b>ORCHARDS - established trees of APPLE and PEAR (minimum 2 years)</b>	
Weeds controlled and application rate	<p><b>Susceptible</b>  <b>5.0 L/ha</b>  <b>Hairy bittercress</b></p> <p><b>Moderately susceptible</b>  <b>4.0 L/ha</b>  <b>Annual meadow grass</b></p> <p>Apply in 100-300 l/ha water.                      Recommended water volume: 100-150 l/ha.</p>
Number of applications	1
Time and method	<p>Apply as directed MEDIUM or COARSE spray.                      Spray when weeds are showing green leaf and are actively growing.                      Avoid spraying or allowing drift to contact the trunk above 30cm (12") from the ground, or any branches. Spray must not contact any damaged bark.</p>

<b>NON-CROPPED AREAS - GENERAL USE AROUND THE FARM AND ON AMENITY AND INDUSTRIAL AREAS (around buildings, on industrial sites, firebreaks, pavements, verges along public paths and roadways, around traffic signs and advertising hoardings, site preparation for landscaping, railways)</b>	
Weeds controlled and application rate	<p><b>Susceptible</b>  <b>4.0 L/ha</b>  <b>Common mugwort, Ribwort plantain</b></p> <p><b>5.0 L/ha</b>  <b>Bushgrass/Feathertop</b></p> <p><b>Moderately resistant</b>  <b>5.0 L/ha</b>  <b>White clover</b></p> <p><b>6.0 L/ha</b>  <b>Creeping fescue</b></p> <p><b>Resistant</b>  <b>5.0 L/ha</b>  <b>St-Johns wort</b></p> <p>Apply in 100-300 l/ha water.  Recommended water volume: 100-150 l/ha.</p>
Number of applications	1
Time and method	<p>Apply at any time of the year when weeds are showing green leaf and are actively growing.  Weeds germinating after application will not be controlled.  Avoid drift onto crops, lawns, amenity plants or any desirable species.  DO NOT USE UNDER GLASS OR POLYETHENE.  DO NOT SPRAY HEDGE BOTTOMS.</p>

**MIXING****Filling the sprayer**

Pour the recommended quantity of HALVETIC® into the spray tank already half-filled with clean water and under agitation. Top up the tank with more clean water to the required level, whilst maintaining agitation. Spray out on the day of mixing.

**APPLICATION & SPRAY QUALITY**

Prepared spray solution should be applied as a MEDIUM or COARSE spray quality (BCPC definition).

Always take extreme care to avoid spray drift. DO NOT SPRAY in windy weather or near to desirable species or amenity plants as drift onto other crops or vegetation can cause severe plant injury or destruction.

**COMPATIBILITY**

Do not tank mix HALVETIC® with adjuvants, pesticides or fertilizers except as advised by manufacturer. For up to date information on compatible products contact Qemetica Agricultural Solutions Poland S.A. (+48 17) 240 71 11.

**FUTURE PLANTING**

HALVETIC® has no long-lasting herbicidal activity in soils after application. All edible or non-edible crops may be sown or planted at specified intervals following the use of this product.

Under normal weather conditions, cultivations may be conducted 2 days after treatment if annual weeds are controlled, or after 5 days if perennial weeds are controlled. Under poor growing conditions wait for the characteristic red/yellow leaf symptoms to appear before cultivating.

**CLEANING**

After spraying: It is essential to thoroughly clean out sprayer tanks, pumps, pipelines etc. between applying this product and other pesticides to avoid contamination. Traces of herbicide left in the equipment may seriously damage or destroy crops sprayed with the same equipment at a later date.

**COMPANY ADVISORY INFORMATION****TERMS AND CONDITIONS OF SUPPLY, SALE OR USE**

All goods supplied by Qemetica Agricultural Solutions Poland S.A. are high grade and we believe them to be suitable for the purpose for which we expressly supply them: but as we cannot exercise any control over their mixing, use or application which may affect the performance of the goods all conditions and warranties statutory or otherwise as to the quality or fitness for any purpose of our goods are excluded and no responsibility will be accepted by us or our Associate Companies for any damage or injury whatsoever arising from their storage, handling, re-application or use. These conditions cannot be varied by our staff, our agents or the re-sellers of the product whether or not they supervise or assist in the use of such goods.